

Campbell County School District



CAMPBELL
COUNTY
SCHOOL DISTRICT

Teaching Effectively..... Learning Successfully

Conestoga Elementary School 2016-2017 Report to the CCSD Board of Trustees

January 24th, 2017



Conestoga Demographics:

Staff (2015 - 2016)

Certified Staff	43
ESP Staff	26

October 1, 2015

Grade	School	K	1	2	3	4	5	6
Total	419	62	60	72	58	58	57	52

	2015-2016		
	School	District	WYO
Gender			
Female	48.5%	47.70%	48.42%
Male	51.5%	52.30%	51.57%
Individualized Education Plan	16.4%	14.10%	13.95%
Free & Reduced Lunch	32.8%	35.76%	35.23%
Mobility	19.1%	16.16%	N/A
E L L	1%	4.89%	3.83%
Ethnicity			
Native American	3.7%	1.90%	3.33%
Asian	NA	1.00%	0.84%
Black	.9%	1.00%	1.13%
Hispanic	6.1%	10.60%	14.11%
Pacific Islander	.5%	.30%	0.15%
White	96.3%	96.30%	78.32%

CCSD 2016 Results Based on Student Achievement Goal #1 of District's Strategic Plan

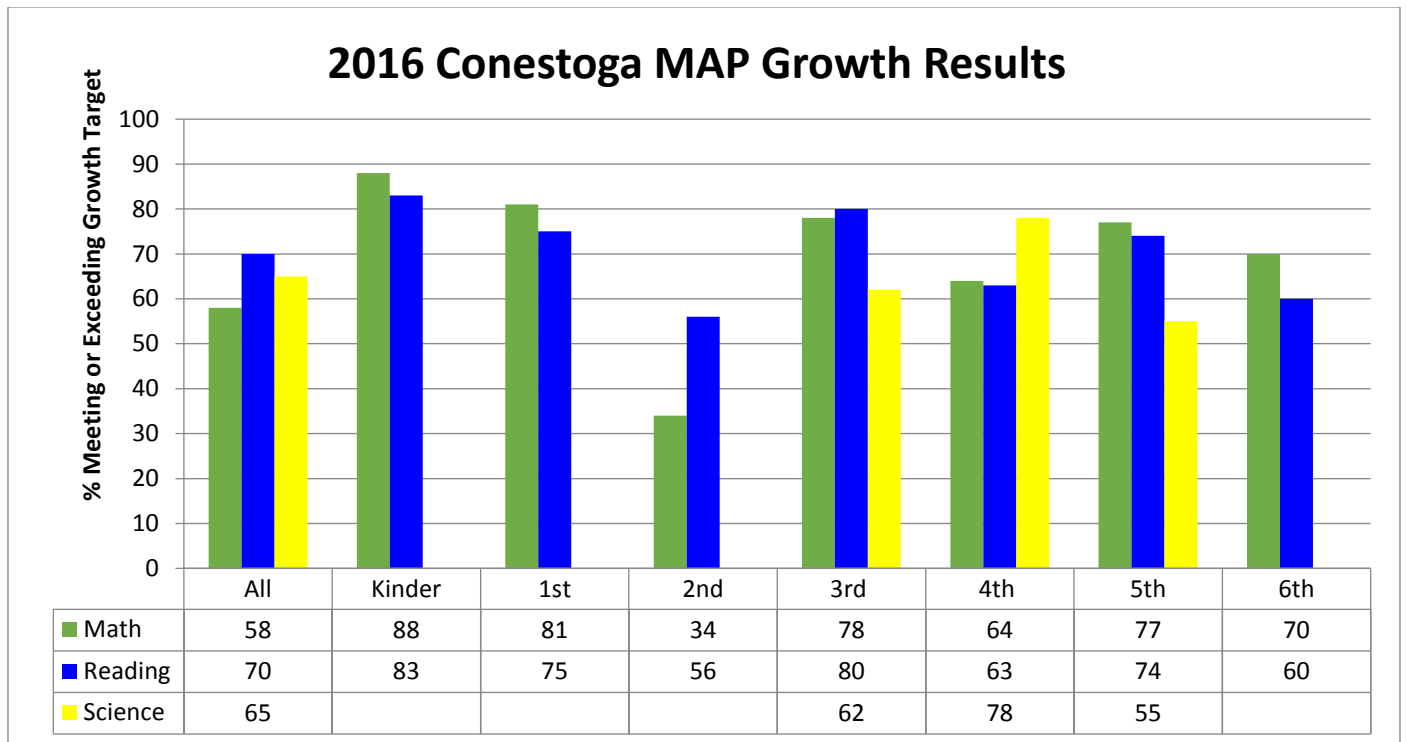
District grade levels will exceed the state average in content areas measured by the Wyoming State Assessment (PAWS).

School Year	Grade	Subject	School	District	State
			Percent Proficient and Advanced	Percent Proficient and Advanced	Percent Proficient and Advanced
2015-16	03	Math	46%	44.17	52.94
2015-16	03	Reading	57%	53.27	58.05
2015-16	04	Math	57%	52.2	55.18
2015-16	04	Reading	69%	63.58	65.44
2015-16	04	Science	59%	55.28	54.47
2015-16	05	Math	81%	47.09	56.31
2015-16	05	Reading	69%	57.45	61.07
2015-16	06	Math	64%	52.93	49.79
2015-16	06	Reading	66%	56.63	57.89

2016 Conestoga Grade 3-6 Subgroups: Percent Proficient and Advanced

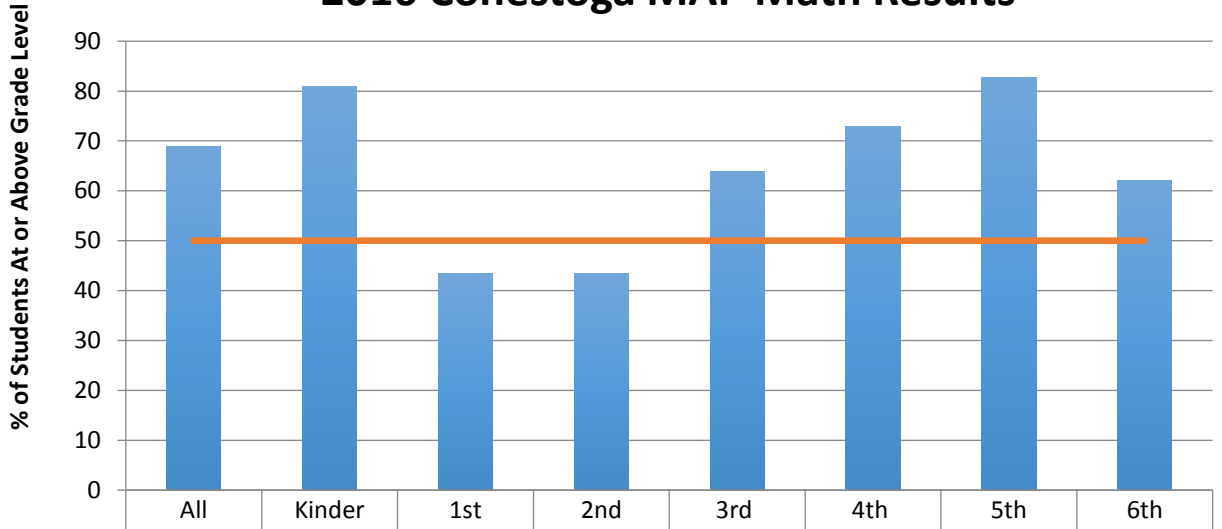
Gender	Math	Reading	Science
Female	62%	64%	68%
Male	63.5%	65%	52%
Individualized Education Plan	39%	29%	34%
Free & Reduced Lunch	50%	50%	40%
English Language Learners	NA	NA	NA
Ethnicity			
Native American	NA	NA	NA
Asian	NA	NA	NA
Black	NA	NA	NA
Hispanic	NA	NA	NA
Pacific Islander	NA	NA	NA
White	62%	65%	58%

Conestoga Growth Chart - % of students meeting/exceeding growth target (Fall to Spring)



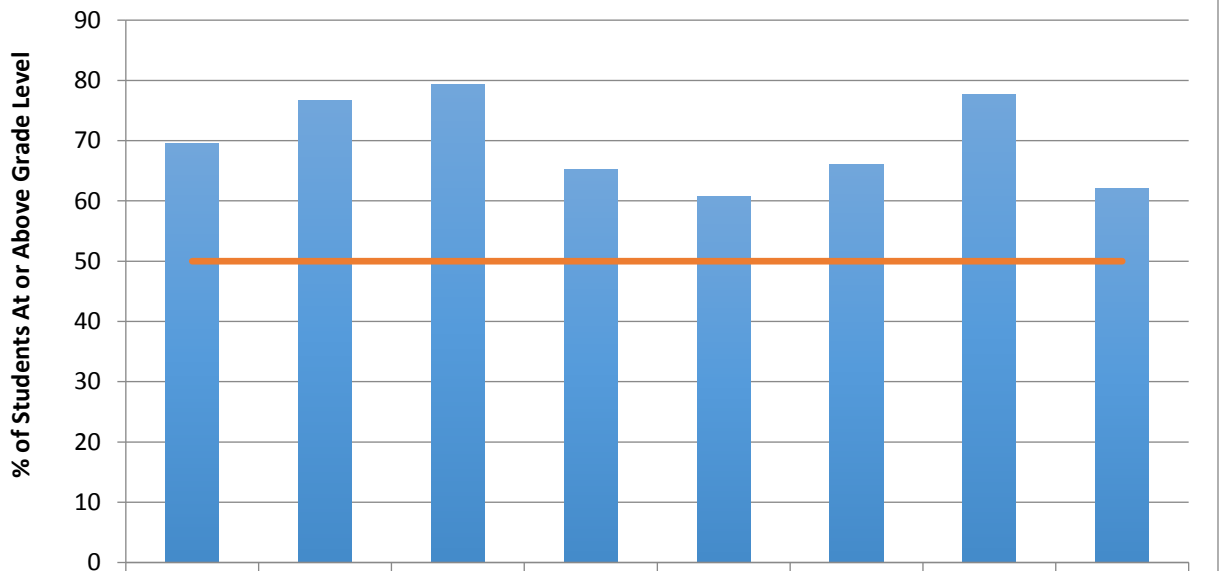
Conestoga Status – Percent of students at or above 50% (50% is targeted grade level goal)

2016 Conestoga MAP Math Results



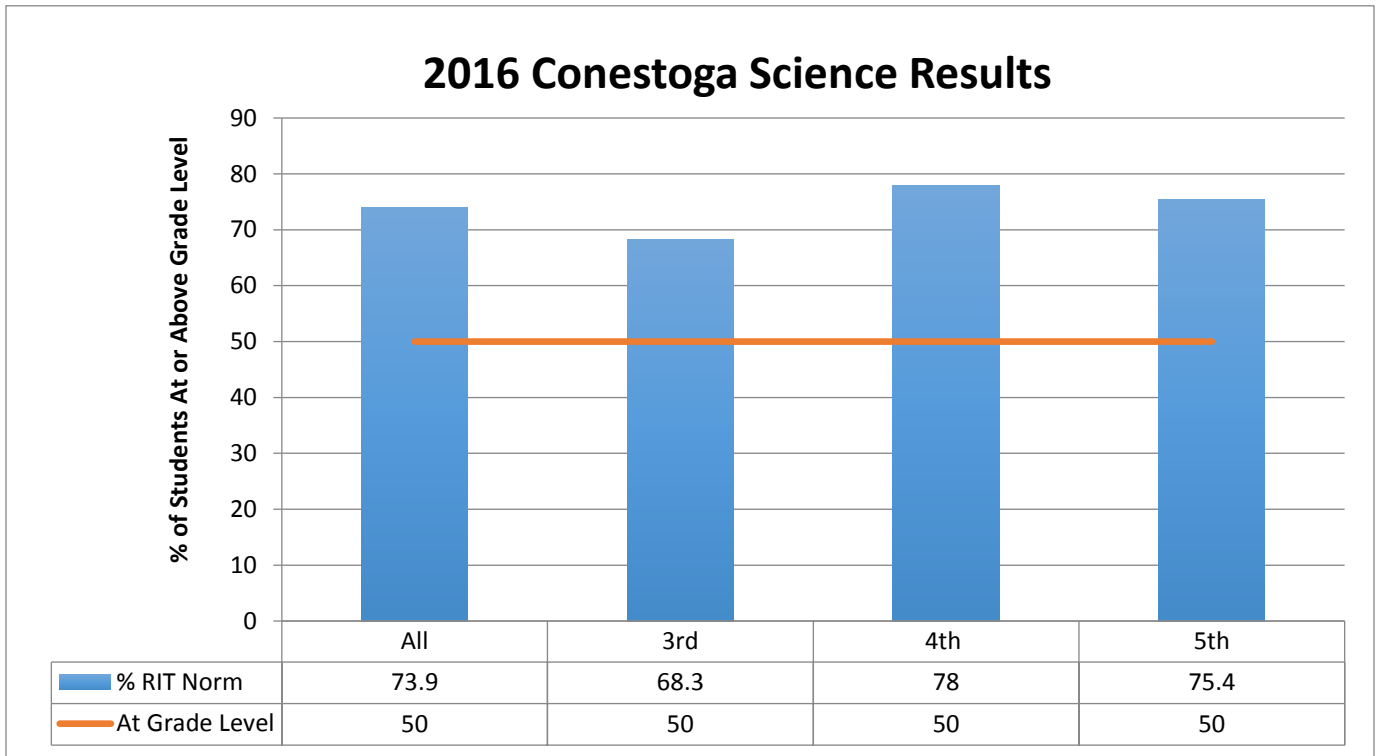
■ % RIT Norm	68.9	81	43.5	43.5	63.9	72.9	82.8	62
— At Grade Level	50	50	50	50	50	50	50	50

2016 Conestoga MAP Reading Results



■ % RIT Norm	69.6	76.7	79.3	65.2	60.7	66.1	77.6	62
— At Grade Level	50	50	50	50	50	50	50	50

CCSD #1 School Performance Report – Elementary and High Schools



2015-2016 Wyoming School Performance Report	
District Name	Campbell County School District #1
School Name	Conestoga Elementary School
Grades Served	K-6
Enrollment	419
School Performance Level	
Exceeding	

Academic Performance			
Indicator	Category	Score	Student Count
Equity	60	Exceeding	150
Achievement	63	Meeting	214
Growth	63.5	Exceeding	37
Overall Readiness			
Participation Rate	Met		

Elementary Performance Categories/Ranges

	Performance Categories and Associated Scores		
	Below Targets	Meeting Targets	Exceeding Targets
Growth	< 45	>= 45 and < 60	>= 60
Equity	< 47	>= 47 and < 60	>= 60
Achievement	< 52	>= 52 and < 69	>= 69

Summary Points

Enrollment @ Conestoga has been steady 412 right now and 419 last years.

Free and reduced numbers down slightly from last year, 34% last year, and 33% this year.

Special Education numbers are a little bit higher than the averages because we have a district behavior program, adding 10 SPED students who live in other attendance area.

We have a higher mobility rate than the district average.

All grades exceeded state and district averages on PAWS except for 3rd grade.

As a school our students met a goal of 60% meeting growth expectation

Our 4th and 5th grade Reading scores on PAWS were the highest at 69% of students being proficient or advance. Outperforming the state and district averages.

Our 5th grade math scores were exceptional at 81% of students where proficient or advance. Far outperforming the state and district averages.

Year-to-Year Growth the 6th grade students were able to show the most growth on the PAWS test.

Conestoga received an exceeding expectation on the state accountability report for the 2nd year in row

